






## GWR Cantilever Buckle



### Cantilever Buckle Characteristics



### Buckle Main Features

- Available for Front and Rear Seats
- Slim Design
- Low Release Efforts at Pre-loaded Force
- Cable, metal bracket, or webbing configurations
- Choice of Covers and Push Buttons
- Electric Switch Optional

### Buckle Performance

- Tensile Strength > 22 kN
- Release Effort < 60 N at 750 N Pre-Load
- High Shock Proof Buckle
- Over-Locking System
- Controlled Entry
- FMVSS 209 & 302, SAE J2292 & J386 Compliant

